

CHAMBERLAIN UNIVERSITY

Doctor of Nursing Practice (DNP) Project & Practicum Handbook



INTRODUCTION

Welcome to your Doctor of Nursing Practice (DNP) project and practicum experience. In the four DNP project and practicum courses, learning requires collaboration between you, your assigned project and practicum course faculty member and your practicum preceptor and mentor. It is critical that you identify and formalize arrangements in advance of your practicum experience. The information in this handbook will help you plan for optimal practicum learning experiences. Read all information carefully and follow the guidelines provided.

In the project and practicum courses, learning activities will contribute to your evidence of your progress and development in achieving program outcomes. Review each project and practicum course syllabus carefully and discuss milestones with your practicum preceptor and course faculty member to avoid missing deadlines and valuable learning opportunities. The practicum course faculty will email a copy of this handbook to your preceptor to ensure you both understand course requirements.

You will have course faculty members that will guide the decisions and activities you engage in throughout your practicum and as you work towards completing your DNP project. Enjoy your practicum experience and take advantage of every opportunity to apply your new knowledge and skills.

TABLE OF CONTENTS

Introduction.....	1
Project & Practicum Guidelines & Procedures	2
I. General Guidelines	2
II. Student & Preceptor Eligibility For Practicum	3
III. Roles & Responsibilities.....	5
IV. The Project.....	7
V. Course Overview	8
DNP Practicum Documentation Guidelines	9
Purpose	9
Due Date.....	9
Requirements.....	9
The DNP Project & Practicum Resources.....	10



CHAMBERLAIN
UNIVERSITY
COLLEGE of NURSING

PROJECT & PRACTICUM GUIDELINES & PROCEDURES

I. GENERAL GUIDELINES

The project and practicum courses offer doctoral students an opportunity to apply newly developed skills and relate theoretical content to nursing practice. This professional experiential learning helps further prepare students for the highest level of practice. On a larger scale, the practicum experience allows students to enhance skills in communication, teamwork, critical thinking and professionalism.

DNP project and practicum hours are to be devoted to achievement of course outcomes and assessment, planning, implementation and evaluation of a systems change project in a practice setting. The practice change project can be at any level of a system, including micro, meso and macro. The practice change project is not intended to provide hands-on patient care, but the practice outcomes should be clear in the design of the project. The American Association of Colleges of Nursing (AACN, 2004), in its AACN Position Statement on the Practice Doctorate in Nursing, defined advanced nursing practice as: “any form of nursing intervention that influences healthcare outcomes for individuals or populations, including the direct care of individual patients, management of care for individuals and populations, administration of nursing and healthcare organizations and the development and implementation of health policy” (p. 2). Your DNP project must be evidence-based, focused on a nursing practice change, implement a change process and include evaluation of the change process with generation and analysis of data. The project must be conducted in a practice setting; correctional facilities, medical spas, remote or tele-health service agencies, and academic settings are not permitted as a project setting.

You are responsible for identifying an appropriate practicum site and preceptor for your practicum experiences.* You must submit an online Practicum Application at least four sessions prior to the start of the first project and practicum course. You must select a practicum site that will be available for support and learning in all four practicum courses. Planning ahead enhances your ability to identify a practice issue and complete the steps of assessment, planning, implementation and evaluation for an evidence-based nursing practice-change project.

* In order to meet the standards of the Minnesota Higher Education Board, Chamberlain is implementing the following policy. Chamberlain will support all Minnesota residents enrolled in post-licensure and graduate programs to ensure that sites are available for clinical, practicum and fieldwork experiences within a 50 mile radius of their home address. Student may elect to choose a practicum site beyond a 50 mile radius of their home address. Students will notify the Chamberlain experiential learning specialist of the preferred site(s) and potential preceptor, if identified, no later than four (4) months prior to enrolling in the clinical, fieldwork or practicum experience. Chamberlain representatives will work with students and sites to explore the feasibility of clinical/practicum/fieldwork experiences. When a site is willing to host a student, the experiential learning specialist will determine the site required documents and agreements and confirm the availability of the site on the student's behalf. The student must ensure that the clinical/practicum/fieldwork preceptor completes all documentation required for the experience.

You must identify a doctoral-prepared nurse to serve as your preceptor for the four project and practicum courses prior to submitting your practicum application. Preceptor qualifications are listed on page four of this handbook.

At the beginning of each project and practicum course, you will collaborate with your course faculty and preceptor to review the course outcomes. You will inform your preceptor(s) about the expectations and requirements of the course. You are also responsible for maintaining a log of the practicum experiences, including accurate reflections on activities you completed associated with the attainment of course outcomes. Project and practicum faculty are responsible for evaluating your performance and all associated assignments completed during the four project and practicum courses. You are responsible for making any travel arrangements and paying for all related expenses to and from your practicum site.

You are responsible for completing a designated number of practicum hours in your selected/approved practicum site. Your hours will be arranged in conjunction with the practicum site and the preceptor. Chamberlain University allows flexibility in scheduling these hours. The requirement may be met with full days, partial days or consecutive days as agreed upon with the practicum site and course faculty. The DNP practicum log must be submitted to the faculty and must demonstrate activities related to course outcomes and the DNP Essentials.

Hours completed must contribute to achievement of the DNP Essentials, outlined in the American Association of Colleges of Nursing document, *The Essentials of Doctoral Education for Advanced Nursing Practice* (2006) and related program and course outcomes. Achievement of the DNP Essentials may occur in the context of direct care but may also occur in other environments (e.g., work on an organizational issue at the clinical site level, leadership-related issues within the organization, etc.).

Student activities in each practicum course must be approved by course faculty and may consist of:

- Planning and preparation for the DNP project
- Preparation for and attendance at professional meetings that support the achievement of your DNP project and practicum course outcomes
- Meeting with preceptor and/or site orientation
- Activities related to the DNP Essentials and course outcomes

All hours must be documented in the clinical logging system, which you will gain access to once enrolled in your first practicum course, NR-702. Practicum hours do not include travel. Travel time to and from the practicum site cannot be claimed as practicum hours.

II. STUDENT & PRECEPTOR ELIGIBILITY FOR PRACTICUM

1. PREREQUISITE REQUIREMENTS FOR STUDENTS

For student enrolled July 2021 and beyond:

- Completion of NR-703, NR-706, NR-711, NR-715, NR-716, NR-717, NR-718 or NR-720 or NR-722 and NR-719 or NR-721 or NR-723 and NR-730

2. PRACTICUM SITE SELECTION

Be prepared to take a proactive role in finding a practicum site that will ensure your success. You will want to select a site that provides the best opportunity to promote learning. Your goals should be integrated and lead to the achievement of course outcomes and the development of competencies noted in *The Essentials of Doctoral Education for Advanced Nursing Practice (DNP Essentials)* as published by the American Association of Colleges of Nursing.

A. Location for Practicum Experience

- You may use your networks and working relationships in the field to determine a site for completing the practicum.
- You may be able to use your current employer as your practicum site. Please note hours you work in your regular role cannot be claimed towards the practicum hour requirement, as all hours claimed must align with course outcomes and the DNP Essentials.
- If you need assistance in finding a practicum site, the experiential learning specialist will help you explore opportunities in your area. The experiential learning specialist can be reached at elc@chamberlain.edu.
- It is important to remember the practicum site may give personnel in facilities the opportunity to observe you as a potential employee; therefore, you may consider employment goals when selecting a site.
- Once a site is selected, you must meet with the primary decision maker(s) to determine what issue or issues they want you to work on, as your DNP project must be based on the needs of the organization.



B. Criteria for Site Selection

- The site must be an organization consistent with the focus of your project and practicum (e.g., a hospital, outpatient clinic, long-term care facility, public health agency, etc.).

NOTE: Correctional facilities, medical spas, remote or tele-health service agencies, and academic settings, will not be accepted as a practicum site

- The site may be the organization where you are currently employed; please note hours you work in your role cannot be claimed towards the practicum hour requirement, as all hours claimed must align with course outcomes and the DNP Essentials.
- You cannot use a site you own or are part-owner of.
- The site:
 - Provides experiences to achieve specified course objectives, key concepts, and program outcomes.
 - Demonstrates cultural humility, social justice, equity, and inclusion when working with learners and colleagues.
 - Allows students to engage in information technology.
 - Provides policies and procedures specific to the setting.
 - Fosters interprofessional collaborative practice.
 - Provides an environment conducive to opinion sharing, exploration of ideas, and the achievement of professional outcomes.
 - Promotes nursing as both a science and an art.
- You must have an active, unrestricted registered nursing license in the state where you will conduct your practicum.

Please direct all questions about site selection to the experiential learning services team. You can reach out to them via email at elc@chamberlain.edu.

C. Clinical Compliance Requirements

The practicum site may have various requirements for students. It is your responsibility to ensure all site requirements are understood and completed in order to be eligible for registration in the first project and practicum course. This may include but is not limited to: proof of liability insurance, HIPAA training, proof of licensure, proof of CPR certification or other requirements, background screening, physical examination, drug screening, proof of health insurance and current immunizations.

Because a student must be fully compliant with all site requirements before beginning the practicum course, automatic registration for any of the practicum courses is not allowed. If a student is not compliant with all practicum site and Chamberlain requirements, they will not be able to progress in the program until compliance issues are resolved.

D. Site Requirements

A Clinical Affiliation Agreement is required for all practicum sites. Your experiential learning services team will work with your site to secure the necessary contracts. The clinical affiliation agreement must be signed by a duly authorized officer from the facility being used for the practicum experience and returned to Chamberlain University. In the event Chamberlain University is unable to reach the contact indicated on your practicum application, your experiential learning services team may seek your assistance in communicating with the site. In most states, Chamberlain University will still secure the contracts on your behalf but it is your responsibility to help ensure that meaningful communication is established between Chamberlain University and your chosen site.

The process of completing site contracts can be lengthy. Students must submit their practicum applications at least four sessions prior to the start of their first practicum course. Your experiential learning specialist is available to assist with contractual agreements.

3. PRECEPTOR QUALIFICATIONS

You should carefully select a preceptor who has knowledge and expertise in the topic of your project, as they will provide guidance throughout the project and practicum experience.

DNP preceptors must be nurses who hold a doctorate such as a DNP, PhD, DNS, EdD, etc. If you are having difficulty locating a doctoral-prepared nurse, please email the experiential learning specialist at elc@chamberlain.edu for additional support.

Preceptors must have a current, unrestricted nursing license in the state where the practicum will take place. The preceptor must have at least one year of nursing practice experience at the doctoral level. A preceptor may supervise a maximum two students during the same session only if each student's practicum hours are scheduled on different days.

If the preceptor is not employed at your practicum site, you will also be required to have a nurse mentor with a minimum of a master's degree in nursing at the site who supports your project and can provide assistance regarding knowledge of the organization and key stakeholders. Practicum sites may require you to work with a site-approved preceptor, and in some cases, sites require you to work with an assigned nurse researcher/scientist. Students should be aware of their site requirements.

NOTE: Preceptors cannot be a family member, relative or personal friend. Preceptors/mentors cannot be responsible for supervision of the student as an employee; the student cannot be responsible for supervising the preceptor/mentor in the work place.

4. COMPLETED PRACTICUM APPLICATION

If you need help submitting the Practicum Application, please review the [DNP Practicum Application Guide](#) on the [My Chamberlain](#) experience.

Once the site has been selected and preceptor(s) identified:

- Students must complete the practicum application at least four sessions prior to the start of their first practicum course. Please ensure you notify your experiential learning specialist as soon as possible if you are changing your site.

NOTE: Late applications will result in your practicum start being delayed to the next session or beyond, as site contractual agreements can take time to finalize.

- Submit the preceptor's qualifying information and professional resume or curriculum vitae (CV). When a student is utilizing a preceptor who is not employed at the practicum site, the site mentor's CV must also be submitted.

NOTE: Practicum sites may require you to work with a site-approved preceptor, and in some cases, sites require you to work with an assigned nurse researcher/scientist. Students should be aware of their site requirements. If you ever change your preceptor or mentor, you must immediately notify your experiential learning specialist and enter their qualifying information and CV into your online application.

The DNP faculty designee will review your practicum application documents for completeness and appropriateness. In the meantime, your experiential learning specialist will initiate a clinical affiliation agreement with the practicum site. A link to the application process can be found at the end of this handbook and on the [My Chamberlain](#) experience at community.chamberlain.edu. If the preceptor and mentor you are submitting for Chamberlain University's review and approval was found using a student-arranged third-party preceptor or clinical site matching service, please be advised that Chamberlain University will not reimburse any fees you may have incurred.

5. ETHICAL BEHAVIOR

You are expected to exhibit professional demeanor, behavior, appearance and communication at all times. You must comply with the policies in the Chamberlain University Student Handbook which can be found at chamberlain.edu/handbooks and on the [My Chamberlain](#) experience. As indicated in the handbook, you are bound by the American Nurses Association Code of Ethics. You must also agree to abide by all requirements, policies and procedures of the practicum site.

III. ROLES & RESPONSIBILITIES

A successful project and practicum experience requires collaboration among course faculty, students, preceptors, experiential learning specialists and the University. Students, faculty and preceptors must assure that practicum hours are accurately documented during the project and practicum experience. Project and practicum hours are intended to facilitate learning and must be focused on helping you achieve learning goals.

1. FACULTY ROLE

During each project and practicum course, the course faculty will be available via email, online conferencing or telephone, to provide support to you and your preceptor. The role of the course faculty is a combination of facilitator, organizer, professional relations coordinator, role model, coach and advisor. The course faculty member's responsibility is to maintain ongoing and effective communication throughout each project and practicum experience. Regular contact will occur between the course faculty member, you and your preceptor at the start and throughout your practicum course. The course faculty member is responsible for the final evaluation of your learning during each project and practicum course.

2. RESPONSIBILITIES OF CHAMBERLAIN UNIVERSITY

- Define competencies as a foundation for student learning goals in each practicum course.
- Review and approve practicum site and preceptor for appropriateness for meeting student learning goals and course outcomes.
- Suggest activities to enhance the educational experience.
- Provide a faculty member to serve as instructor and facilitator.
- Instruct students to abide by practicum site policies, procedures and requirements.
- Investigate and respond to complaints from the practicum site, preceptor or student.
- Maintain communication with student and preceptor during the practicum course.
- Refrain from unlawful discrimination on the basis of gender, age, race, color, national origin, religion, sexual orientation, political affiliation or belief or disability.
- Evaluate academic performance of students in the course.

3. RESPONSIBILITIES OF THE EXPERIENTIAL LEARNING SPECIALIST

- Contact the practicum site, identify required compliance documentation and initiate contract development for practicum site.
- Facilitate the completion of the required contractual agreement between your proposed practicum site and Chamberlain University.
- Follow up with preceptors, students and faculty regarding the overall practicum experience.

4. RESPONSIBILITIES OF THE PRACTICUM PRECEPTOR

- Collaborate with Chamberlain University faculty to promote student success in the project and practicum courses including, achievement of course objectives and the steps of assessment, planning, implementation and evaluation for an evidence-based, nursing practice-change project.
- The preceptor must attend the faculty, preceptor and student course orientation call each session.
- Orient the student to the practicum site environment, policies and procedures.
- Identify suitable experiential opportunities that align with the course outcomes.
- Serve as a mentor for students in professional development.
- Perform evaluation of student performance each session.
- Provide supervision of the student's nursing practice and constructive feedback about their performance in the practicum if serving on site.
- Protect from disclosure all personal student-identifying information or records of student's participation except as set forth by an agreement or required by law.
- Refrain from unlawful discrimination on the basis of gender, age, race, color, national origin, religion, sexual orientation, political affiliation or belief or disability.
- Provide feedback to Chamberlain University and attend meetings with faculty as requested.

5. RESPONSIBILITIES OF THE STUDENT

- Obtain and submit required documents for preceptor(s) and mentor(s) if applicable.
- Contact your experiential learning specialist as soon as possible if a change in practicum site or preceptor/mentor is being made.
- Completion of NR730 and approved DNP Practicum Readiness Form is mandatory prior to enrolling in the first practicum course.
- Obtain a Letter of Support from the practicum site's primary decision maker, which demonstrates their support of your future project.
- Assist with completion of required agreements with the practicum site.

- Be familiar with all policies and procedures related to practicum experiences.
- Meet deadline dates for all assignments and learning activities.
- Demonstrate competence in practicum assignments.
- Abide by practicum site rules and regulations including identification if an IRB is required at the practicum site in order to implement your DNP project.
- Understand implementation at the site will not occur until after IRB reviews have been received by both Chamberlain University and the site (if applicable).
- Conduct oneself in a professional manner during the practicum assignment.
- Accept instruction from facility personnel as a learning opportunity.
- Maintain professional communication with the project and practicum course faculty.
- Comply with all practicum site requirements, which may include but are not limited to: proof of liability insurance, HIPAA training, proof of licensure, proof of CPR certification or other requirements, background screening, physical examination, drug screening, proof of health insurance and current immunizations prior to starting the first practicum and per site requirements.
- Complete CITI training prior to entry into practicum.
NOTE: CITI training expires after five (5) years.
- Conduct formative evaluation of the practicum experience and actively seek early resolution if learning goals are not being met.
- Integrate learning goals that lead to the development of competencies noted in the DNP Essentials as published by the American Association of Colleges of Nursing.
- Perform a self-evaluation on the practicum experience.
- Provide for and fund all travel arrangements and any associated expenses related to traveling to and from the practicum site or other applicable areas.

6. ORIENTATION TO THE PRACTICUM

General information and an orientation about the project and practicum experience are available in your course under Resources. The Resources tab also includes all associated forms.

7. PRECEPTOR RECEIPT OF HANDBOOK

Preceptors will receive an electronic copy of this handbook from the practicum course faculty.

Students may direct all questions about the practicum to their experiential learning specialist at elc@chamberlain.edu.

IV. THE PROJECT

With each project and practicum course (NR-702, NR-705, NR-707 and NR-709), you will have the opportunity to apply what you have learned. During NR-707, you will be working to implement your evidence-based intervention at a designated system level. This handbook explains the necessary elements you need to make your DNP project successful.

COURSE STRUCTURE

The DNP scope and sequence of project and practicum courses are developed so that you can apply all you are learning from your DNP didactic courses to demonstrate your successful mastery of the DNP Essentials as articulated by the American Association of Colleges of Nursing. To this end, be sure to review the DNP program outcomes and the course outcomes for each practicum course. Each session in practicum, please share a copy of the syllabus and course outcomes with your preceptor so they are aware of the primary learning activities within each practicum course. If you have questions, contact your course faculty.

DNP PROGRAM OUTCOMES

At the completion of the Chamberlain University DNP program, the graduate will be able to:

- PO: 1 Apply biophysical, psychosocial, sociopolitical and cultural principles to integrative healthcare economics, nursing science and ethics in evidence-based advanced nursing practice to improve the nation's health using cultural humility and population-focused healthcare that is holistic and person-centered. (DNP Essentials VII, VIII; DNP/C: I-IV; PCs 7, 8)
- PO: 2 Formulate a professional identity leadership role as an extraordinary DNP-prepared nurse in application, formation and reformation of health policy and advocacy in healthcare at micro, meso and macro levels. (DNP Essential V; DNP/C: III-IV; PC 5)
- PO: 3 Synthesize scientific methods and underpinnings to develop best practices with a spirit of inquiry to shape advanced nursing judgment and systems of care for person/family and populations to improve care focused outcomes. (DNP Essentials I, III; DNP/C: III-IV; PCs 1, 3)
- PO: 4 Build advanced nursing practice on relationship-based care and care-focused delivery models that embrace political, ethical, professional, economic, socially just and culturally appropriate services across healthcare systems. (DNP Essential VIII; DNP/C: II-IV; PC 8)
- PO: 5 Integrate scientific-based theories and concepts that facilitate best practices with a spirit of inquiry for the nature and significance of health and healthcare delivery phenomena with strategies to improve healthcare delivery and outcomes, appreciating theory-based healthcare for evidence-based practice. (DNP Essentials I, III; DNP/C: I, III-IV; PCs 1, 3)
- PO: 6 Distinguish organizational and transformational leadership that fosters and promotes patient safety, human flourishing, integration of healthcare technology and informatics to improve patient safety and care-focused outcomes for quality improvement and systems thinking that improves and transforms healthcare. (DNP Essentials II, IV; DNP/C: I-III; PCs 2, 4)
- PO: 7 Assimilate concepts of healthcare technology and informatics to make data-driven decisions that inform advanced nursing practice and person-centered care systems that are nurse sensitive and person/family-and population focused. (DNP Essential IV; DNP/C: I-III; PC 4)
- PO: 8 Exercise intra- and inter-professional collaboration as an extraordinary DNP-prepared nursing role model for collegiality and professionalism across healthcare systems to facilitate optimal care and care-focused outcomes that improve person/family and population health or practice outcomes. (DNP Essential VI; DNP/C: I-III; PC 6)
- PO: 9 Synthesize conceptual and analytical skills in evaluating links among practice, organization, population, fiscal and policy issues as a basis for transformational change across healthcare systems. (DNP Essential V; DNP/C: III-IV; PC 5)

PRACTICUM HOURS/LOGS

The hours for each practicum course are specific for each student. The required number of practicum hours for students in the DNP degree program will range from 128 to 256 contact hours in each course, dependent on the number (if any) of practicum hours transferred from the student's MSN program.

DNP students will log practicum hours using the web-based clinical logging system. Many of the assigned activities students complete in their didactic core courses will contribute to the planning of the DNP project. Please note this does not include elective courses.

DNP PROJECT PRESENTATION

The DNP project presentation provides the DNP student the opportunity to demonstrate his or her expertise in the area of study. The process serves as excellent preparation for future professional presentations, since podium and poster presentations are valued aspects of professional associations/organizations and lifelong learning.

The DNP project presentation is a concluding final manuscript and poster presentation in the NR-709 experience within the doctoral curriculum. The DNP project presentation is scheduled after the DNP final manuscript has been accepted. If the student does not complete these requirements as a part of the NR-709 course requirements, the DNP student will be given an incomplete status and provided the opportunity of additional time to complete the course.

The following criteria apply:

1. The DNP student is responsible for coordination of all participation and expenses required for the DNP project presentation, including purchase of MS Office PowerPoint Presentation, headset, etc. Active participation by the DNP practicum preceptor and/or DNP project mentor is highly encouraged. Students are expected to participate in all of the DNP project presentation sessions for the course(s) in which they are enrolled.
2. The DNP student should respond to all questions from DNP leadership, faculty and student colleagues regarding his or her DNP project.
3. If the student is not prepared to present or is not successful in presenting the DNP project presentation, the student will be given the opportunity to present again with revisions and recommendations from the practicum course instructor at a future date.

V. COURSE OVERVIEW

COURSE OUTCOMES – NR-702: DNP PROJECT & PRACTICUM I

During this course, the DNP student develops the written manuscript for the DNP project as a part of course requirements.

The practicum course faculty, preceptor and mentor (if applicable) should be regularly consulted and provide feedback to the student about the DNP project prior to submission of the DNP project manuscript for completion of course requirements. Acceptance of the DNP project manuscript is a requirement for progression.

COURSE OUTCOMES – NR-705: DNP PROJECT & PRACTICUM II

The Institutional Review Board (IRB) Prescreening Review Form is submitted as a part of the second DNP project and practicum course (NR-705).

Most DNP projects will meet IRB prescreening criteria for determining that the project does not constitute human subjects research. Therefore, most students will not need to submit the full IRB application package to the Chamberlain University IRB.

The time frame for prescreening review from the Chamberlain University IRB is dependent on the level of review required (exempt, expedited or full review), scheduled meeting dates of the IRB and number of revisions required to obtain approval.

Each iteration of the IRB Prescreening Review Form must be reviewed and approved by your DNP project and practicum course faculty. You may not begin participant recruitment or data collection until written IRB prescreening review has been received and your DNP project and practicum course faculty has been notified. During this time, you should initiate regular communication with your project and practicum course faculty (weekly updates at a minimum are expected).

COURSE OUTCOMES – NR-707: DNP PROJECT & PRACTICUM III

During this course, the implementation of the DNP project will be completed. The DNP project needs to begin by week one of this course. The DNP project must have a minimum of an eight week intervention (where the intervention is provided to the project participants for a full eight weeks) but the implementation plan can last for up to 14 weeks (and can include final data collection, additional education, etc.). All IRB paperwork requirements must be completed before beginning the implementation of the DNP project.

COURSE OUTCOMES – NR-709: DNP PROJECT & PRACTICUM IV

During this course, you are required to submit the DNP project final manuscript to the project and practicum faculty. DNP students are not able to graduate from Chamberlain University and earn the DNP degree until the DNP project final manuscript has been fully vetted and all required coursework and practicum hours have been successfully completed.

After the DNP project final manuscript has been approved by the project and practicum course faculty, the student will present their final DNP project to DNP faculty/administration, invited guests, including the preceptor and mentor.

The DNP Project Final Approval Form must be signed by the NR-709 course faculty and the student's preceptor.

Students may participate in the commencement exercises and receive their doctoral hood once they have successfully completed all DNP coursework.

DNP PRACTICUM DOCUMENTATION GUIDELINES

PURPOSE

The purpose of the practicum documentation is to provide an opportunity to document selected DNP competencies acquired by the student prior to and through the four practicum courses.

DUE DATE

During the project and practicum courses, you will need to keep your practicum documentation up to date since the course faculty will be checking the documentation throughout each term and providing feedback if the degree of specificity is not adequate.

REQUIREMENTS





1. Practicum hours will be documented using a web-based clinical logging system. You will have access to the practicum documentation system during NR-702. For additional help, refer to the information provided in the Practicum Hours FAQ documents found in the Student Resource Center.
2. Students may document practicum activities that are consistent with the activities listed in the practicum documentation systems. All hours will be reviewed and considered for approval by course faculty. The practicum hour documentation will be graded on quality of self-assessment, number of hours completed and the use of appropriate and professional grammar as summarized in the directions and grading criteria/rubric. Follow the directions and grading criteria closely. Students should email their course faculty about questions pertaining to their practicum hours.
3. Students will complete the documentation with what was learned from the activity, how the activity related to the DNP project, as well as, how the activity related to the course outcomes while in a project and practicum course.
4. Students will identify the date and hours for each entry in the web-based clinical logging system.
5. The practicum log is a graded assignment and must be completed by the assignment due date for each practicum course.





THE DNP PROJECT & PRACTICUM RESOURCES

LITERATURE

-  [Catalog](#)
-  [Viewbook](#)
-  [DNP Curriculum Grid](#)
-  [Academic Calendar](#)

PRACTICUM APPLICATION GUIDE

-  [Practicum Application Guide](#)

For more information, email elc@chamberlain.edu



CHAMBERLAIN
UNIVERSITY
COLLEGE of NURSING